

Alto.



AWM

AWM
AMARO 



Alto

Alto is a proven workstation system combining the highest quality components to deliver a complete sit-to-stand workstation offering.

Equipped with standard features such as anti-collision sensors, low noise levels, Alto works seamlessly with our developed range of workstation screen, cable management and power and data systems - and all available in a range of clusters, sizes and finishes.



231 Elizabeth St, Sydney CBD
Fixed and Sit-to-Stand Alto Workstations finished in Dulux Monument



Australian Made

AWM's fixed height and sit-to-stand Alto workstations are manufactured and assembled in our Sydney factory, guaranteeing the highest standards of quality, functionality and sustainability.

The Alto system offers design flexibility with a range of standard components. We welcome collaboration with our clients, working together to deliver a designed solution to meet any brief.

Alto is a versatile system. It is equally perfect for individual and collaborative scenarios, accommodating a broad range of work tasks and workplace settings. Alto is suitable for use as open plan workstations, within media and focus rooms, through to executive offices.



It starts with the legs

Three-tier electronic height adjustable legs in either a round or rectangular profile - with matching fixed height legs available.

Alto legs are controlled by the Bluetooth enabled DPG handset with height display and 4 programmable height settings, compatible with Desk Control™ app.


Configurations

Alto is available in Single-Sided, L-Shaped, Back-to-Back, 120° and Quad configurations, in a range of top sizes and profiles.



Organisation

Designed specifically for our sit-to-stand workstations, our Subway and Snake Umbilical allow for seamless, concealed and segregated power and data reticulation from workpoint to workpoint.



Accessories

Available with a range of above and below desk power and data modules and accessories, and an extensive line-up of monitor arm options to meet all user needs.





Property NSW, Orange
Fixed and Sit-to-Stand Alto Workstations



Wrap-Around Orio

Wrap-Around Orio offers additional privacy to workstations. Available in a 21mm thickness with 100mm internal radius, made to order from a range of sizes and choices of finishing details.



Orio

Our classic frameless screen option. Orio is available in either 21 or 28mm thicknesses in a range of sizes.



Echopanel Claw

A flexible system of clamp-on brackets available with partial wrap, full wrap and straight Echopanel options.



Wrap-Around Echopanel

A simple and practical wrap-around 12mm Echopanel screen, fitted to the rear of individual worktops.



Slide-On Orio

Slide-On Orios are easily attached to any desktop and are easily moved to suit the needs of the agile workspace.

Specifications

Alto workstations are manufactured and installed in accordance with the standards outlined in AS/NZS 4442:2018 Office Desks, Office Workstations and Tables Intended to be used as Office Desks.

Warranty	10 Years
Lead Time	4 - 5 Weeks on Standard Configurations detailed below
Manufacture	Leg Mechanism - Denmark Frame Components - Australia
Leg Profiles	Round - Ø70mm outer profile Rectangle - 60 x 100mm outer profile
Height Range	620 - 1285mm (from floor to top of 25mm thick desktop)
Speed	38mm/s
Anti-Collision	Integrated PEIZO sensor
Finishes	Black (RAL 9005) or White (RAL 9016) Custom powder coat available on orders of 50+ workstations

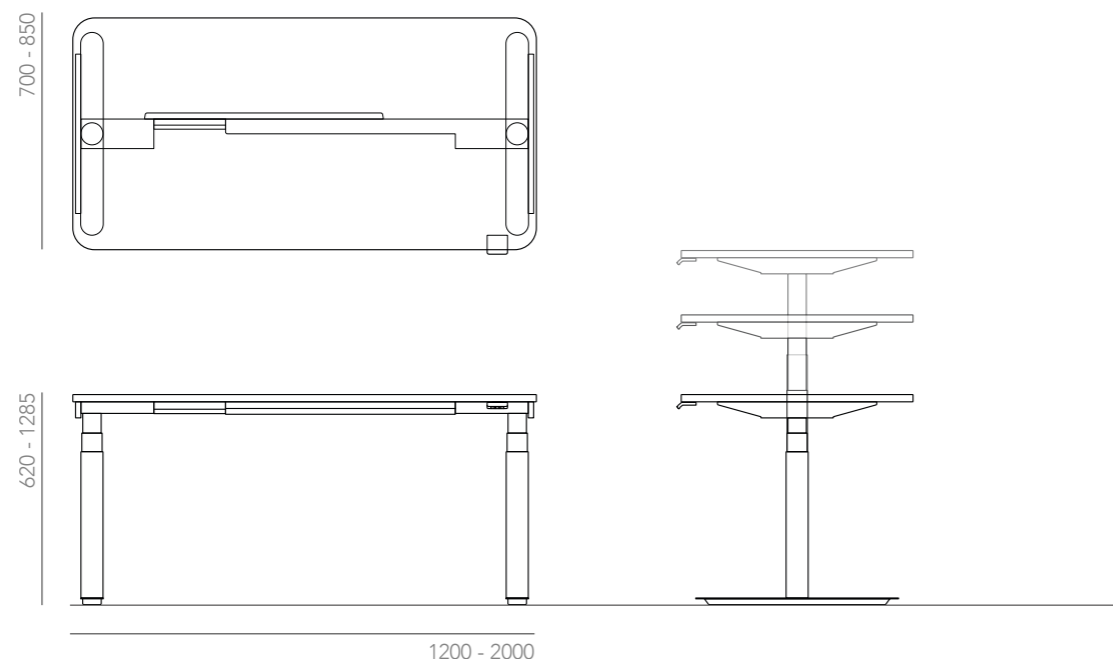
Accreditations	GECA Certified Level A AFRDI Blue Tick Certified
----------------	---



Standard Configurations

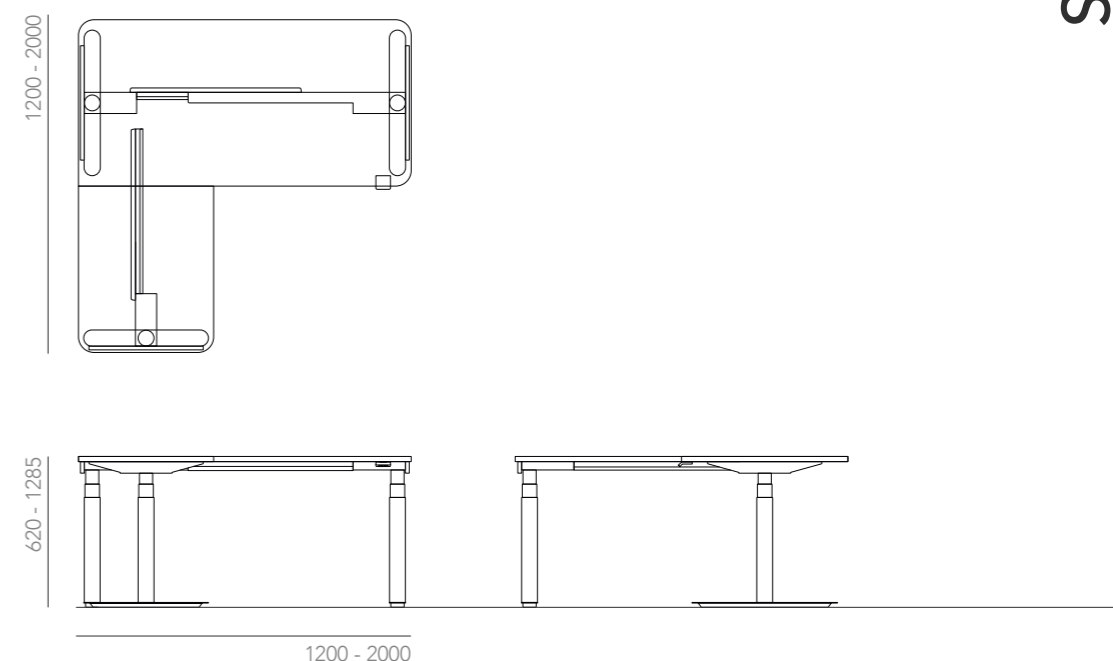
Single Sided

Dimensions	H 620-1285 W 1200-2000 D 700-850
------------	----------------------------------



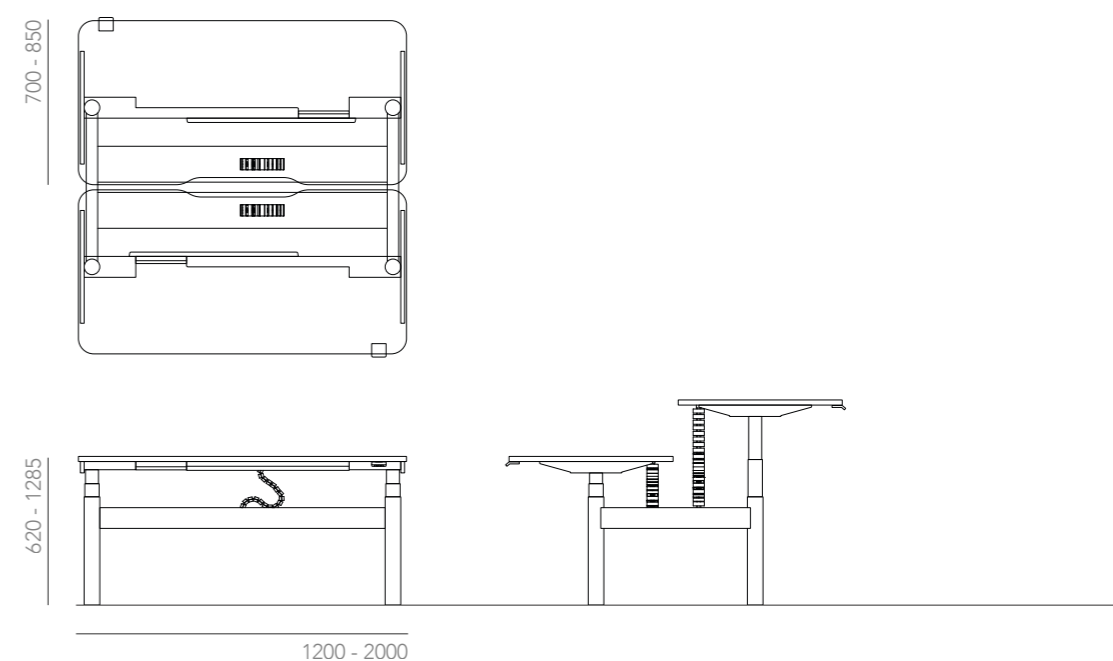
L-Shaped

Dimensions	H 620-1285 W 1200-2000 D 700-850
------------	----------------------------------



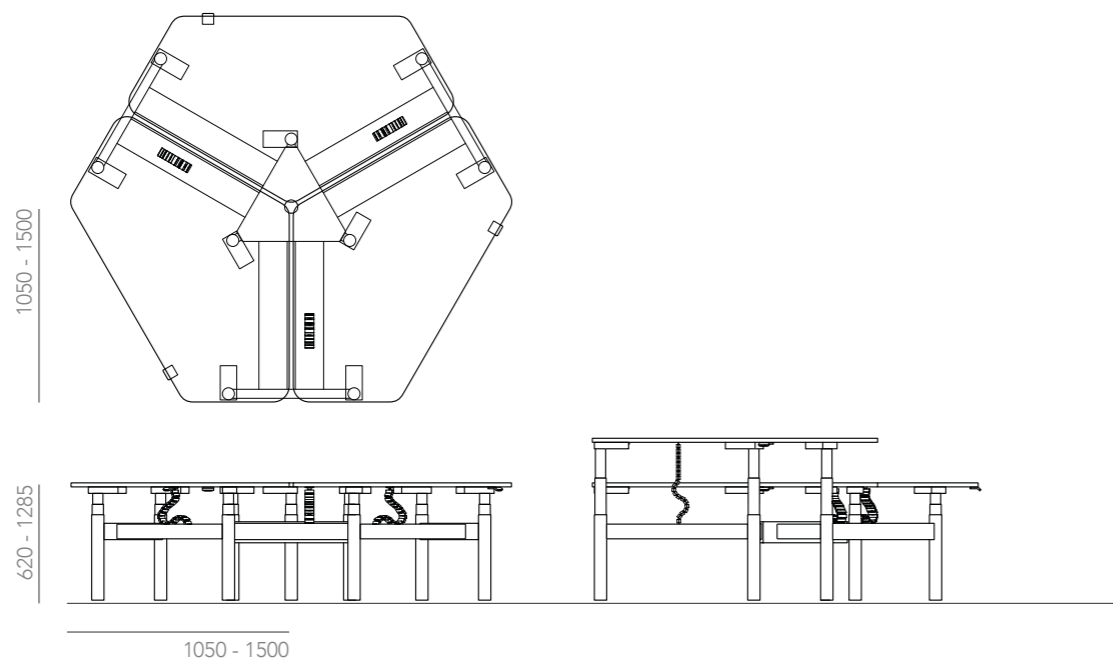
Back-to-Back

Dimensions	H 620-1285 W 1200-2000 D 700-850
------------	----------------------------------



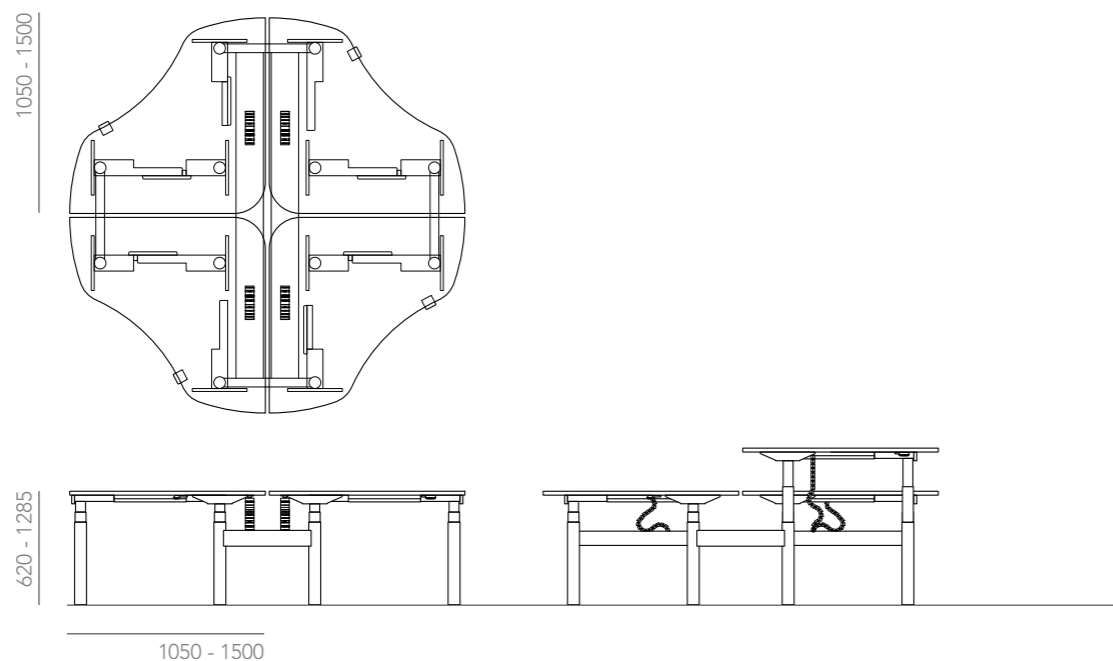
Dimensions

120°
H 620-1285 W 1050-1500 D 700-850



Dimensions

Quad
H 620-1285 W 1050-1500 D 1050-1500

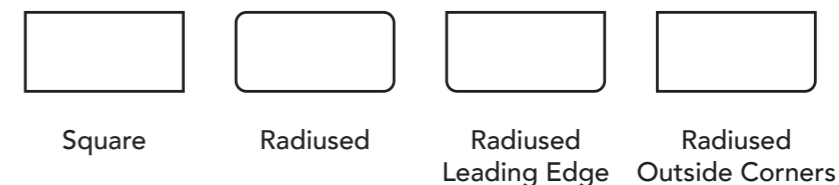


Worktop Specifications

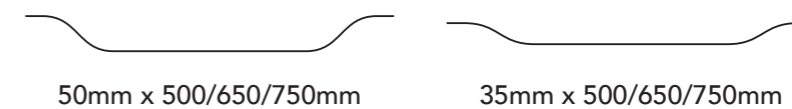
Edge Profiles



Corner Treatment

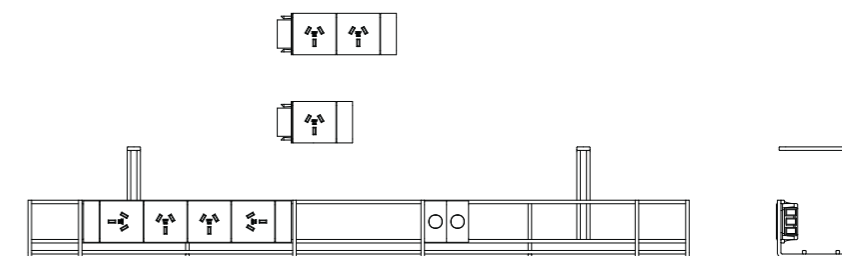


Accessory Scoop



Typical Power & Data

Below Desk



Cable Basket 750/950/1250/1550mm L
4, 5 or 6 GPO & Data Bezels

Above Desk



Pixel
1 GPO, 2 USB